




OPPENHEIM COUNTY PARK SHELTER MAP

PARKS DEPARTMENT: (716) 439-7951

-  ELECTRIC IN SHELTER
-  SMALL SHELTER - 35 PEOPLE
-  LARGE SHELTER - 75 PEOPLE
- 15** BAND SHELTER - 70 PEOPLE



(Shelters 15, 21, 22 & 23 are Large)

Rental Fees:

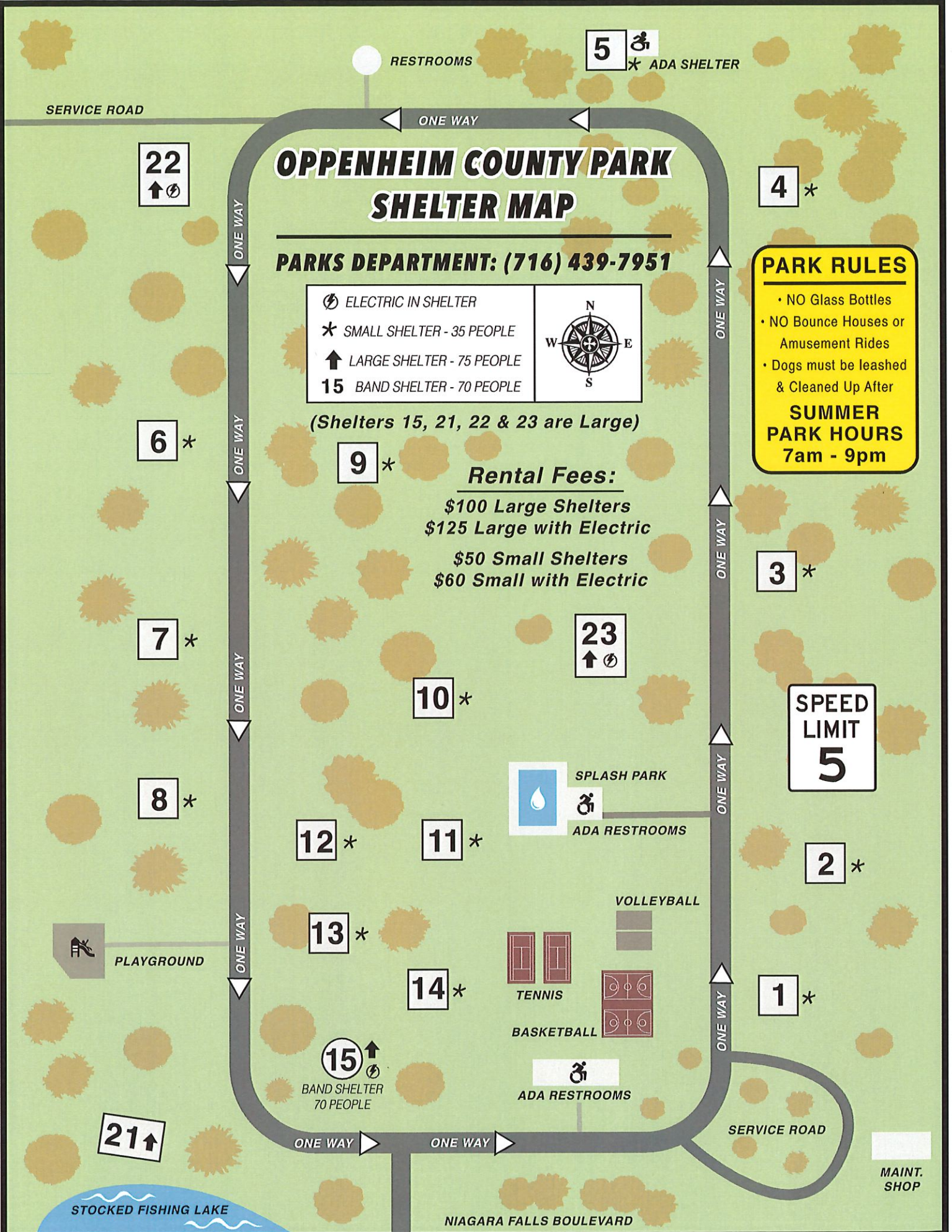
- \$100 Large Shelters
- \$125 Large with Electric
- \$50 Small Shelters
- \$60 Small with Electric

PARK RULES

- NO Glass Bottles
- NO Bounce Houses or Amusement Rides
- Dogs must be leashed & Cleaned Up After

**SUMMER
PARK HOURS
7am - 9pm**

**SPEED
LIMIT
5**



RESTROOMS

5



ADA SHELTER

ONE WAY

22



ONE WAY

4



ONE WAY

6



ONE WAY

9



ONE WAY

3



7



ONE WAY

23



10



ONE WAY

8



ONE WAY

12



11



SPLASH PARK



ADA RESTROOMS

2



13



VOLLEYBALL



14



TENNIS



BASKETBALL

15



BAND SHELTER
70 PEOPLE



ADA RESTROOMS

1



ONE WAY

SERVICE ROAD

21



ONE WAY

ONE WAY

STOCKED FISHING LAKE

NIAGARA FALLS BOULEVARD

MAINT.
SHOP